


**Mozambique- Center of Studies in Oil and Gas Engineering and Technology (CS-OGET)-
P151847 Statement of Sources and Uses of Funds for the Semester - I of period ending
2021**

Sources of Fund	Jan - Jun 2021	Cummulative Since begin of the project until June 2021
Opening cash balance		
Government Funds	-	-
World Bank IDA Funds	278.849,00	1.328.856,00
Students Fees	-	-
DNAAS	6.742,00	-
AMB VERITAS	239,00	-
IUCEA	2.804,00	-
MRV	53.005,00	-
CONTROLAR	-	-
Others	-	-
Total	341.639,00	1.328.856,00
Add Receipts		
Government Funds	40.998,00	-
World Bank IDA Funds	1.149.135,00	2.477.991,00
Students Fees	-	-
DNAAS	-	-
AMB VERITAS	-	-
IUCEA	4.691,00	-
MRV	-	-
CONTROLAR	4.044,00	-
Others	-	-
Total Financing	1.198.868,00	2.477.991,00
Less: ACE Expenditure as per project Implementation Plan		
Government Expenditure	-	-
World Bank IDA Expenditure	53.443,64	1.124.843,84
Student Fees Expenditure	-	-
DNAAS	3.889,00	-
AMB VERITAS	-	-
IUCEA	4.751,00	-
MRV	1.053,00	-
CONTROLAR	85,00	-
Others Funds Expenditure	-	-
Total Uses of Funds by Components	63.221,64	1.124.843,84
Closing balances		
Government Funds	40.998,00	-
World Bank IDA Funds	1.374.540,36	1.353.147,16
Students Fees	-	-
DNAAS	2.853,00	-
AMB VERITAS	239,00	-
IUCEA	2.744,00	-
MRV	51.952,00	-
Others	3.959,00	-
Total Closing Cash Balance	1.477.285,36	1.353.147,16

Prepared by: 
(Accountant)
Date: 18.08.2021

Approved by: 
(Director)
Date: 20.08.2021



Moz – Eastern and Southern Africa Higher Education Centers of Excellence - (P151847-IDA 58090) – 2021, 1 Semester IFR

Expenditure	Jan - Jun 2021				Cumulative for Financial Until Jun 2021				Explanation of Variance	PAD/Life of Project	Revised PAD
	Actual	Planned	Variance		Actual	Planned	Variance				
Expenditure Classification 1 as per Project Implementation Plan											
1. Achieving Learning Excellence	-	93,000.00	93,000		91,198.28	453,000.00	361,801.72	0	5 years		
2. Achieving Research Excellence	9,034.11	449,000.00	439,965.89		404,981.62	1,822,000.00	1,417,018.38		5 years		
3. Quality Assurance	-	25,000.00	25,000		3,293.63	152,000.00	148,706.37		5 years		
4. Equity Dimensions	-	60,000.00	60,000		32,370.48	206,000.00	173,629.52		5 years		
5. Attracting Academic Staff and Students from the Region	13,210.04	105,000.00	91,789.96		189,112.84	441,000.00	251,887.16		5 years		
6. Collaborative Activities	2,960.49	130,000.00	127,039.51		27,675.91	485,000.00	457,324.09		5 years		
7. Infrastructure Development	6,352.12	430,000.00	423,647.88		81,726.33	2,674,500.00	2,592,773.67		5 years		
8. Management and Governance	16,483.17	148,000.00	131,516.83		271,603.97	595,400.00	323,796.03		5 years		
9. Monitoring and Evaluation	5,403.71	15,000.00	9,596.29		22,880.78	75,000.00	52,119.22		5 years		
Sub- Total	53,443.64	1,455,000.00	1,401,556.36		1,124,843.84	6,903,900.00	5,779,056.16				
Expenditure Classification 2 as per Project Implementation Plan											
1. Achieving Learning Excellence		93,000.00	93,000.00		91,198.28	453,000.00	361,801.72				
1.1. Implementation of Master Programs	-	10,000.00	10,000.00		3.72	36,000.00	35,996.28		5 years		
1.2. Development, approval, and implementation of PhD Programs in the 4 O&G targeted areas: upstream, downstream, geology and environment)	-	6,000.00	6,000.00		-	18,000.00	18,000.00		5 years		
1.3. Development and implementation of short training courses	-	30,000.00	30,000.00		-	120,000.00	120,000.00		5 years		
1.4. Development and continuous update of teaching materials	-	12,000.00	12,000.00		46,919.62	49,000.00	49,000.00		5 years		
1.5. Acquisition of convenient teaching demonstration kits	-	-	-		205.86	20,000.00	(26,919.62)		5 years		
1.6. Library upgrade, acquisition of relevant O&G literature	-	15,000.00	15,000.00		205.86	65,000.00	64,794.14		5 years		
1.7. Acquisition of adequate computing hardware and educational software licences	-	20,000.00	20,000.00		44,069.08	130,000.00	85,930.92		5 years		
1.8. Development and implementation of an e-learning platform	-	-	-		-	15,000.00	15,000.00		5 years		
2. Achieving Research Excellence	9,034.11	449,000.00	439,965.89		404,981.62	1,822,000.00	1,417,018.38				
2.1. Building effective research teams and establishment of interdisciplinary O&G research topics	3,305.63	-	(3,305.63)		3,305.63	92,000.00	88,694.37		5 years		
2.2. Organizing research seminars	-	10,000.00	10,000.00		-	37,000.00	37,000.00		5 years		
2.3. Participation in national, regional and international O&G conferences	5,728.48	35,000.00	29,271.52		12,949.92	113,000.00	100,050.08		5 years		
2.4. Secure membership to the Society of Petroleum Engineers	-	4,000.00	4,000.00		-	20,000.00	20,000.00		5 years		
2.5. Subscription of O&G scientific magazines and journals	-	-	-		-	60,000.00	60,000.00		5 years		
2.6. Procurement, acquisition, installation of relevant lab furniture, equipment and consumables	-	400,000.00	400,000.00		388,726.07	1,500,000.00	1,111,273.93		5 years		
3. Quality Assurance	-	25,000.00	25,000.00		3,293.63	152,000.00	148,706.37				
3.1. Arranging for national and international accreditation of programs	-	25,000.00	25,000.00		3,293.63	85,000.00	81,706.37		5 years		
3.2. Arranging for external examination of MSc and PhD theses	-	-	-		-	49,000.00	49,000.00		5 years		
3.3. Monitoring, evaluation, verification and academic audit	-	-	-		-	9,000.00	9,000.00		5 years		
3.4. Continuous supervision of research, approval and peer review before publishing	-	-	-		-	9,000.00	9,000.00		5 years		

Signature
18.08.2021



4. Equity Dimensions	-	60,000.00	60,000.00	32,370.48	206,000.00	173,629.52		
4.1. Gender and academic career awareness creation initiative for national and regional representativeness		10,000.00	10,000.00	-	38,500.00	38,500.00	5 years	
4.2. Engagement of people with disabilities and marginalised rural communities		-	-	-	7,500.00	7,500.00	5 years	
4.3. Establishment of a Scholarship program for MSc and PhD to incentivize national disadvantaged young talented students		50,000.00	50,000.00	32,370.48	160,000.00	127,629.52	5 years	
5. Attracting Academic Staff and Students from the Region	13,210.04	105,000.00	91,789.96	189,112.84	441,000.00	251,887.16		
5.1. Building a strong advertisement program to attract regional students and staff	-	10,000.00	10,000.00	2,009.69	37,000.00	34,990.31	5 years	
5.2. Establishing special support services for non-national students	-	15,000.00	15,000.00	483.35	56,000.00	55,516.65	5 years	
5.3. Offering bridge courses	-	10,000.00	10,000.00	-	40,000.00	40,000.00	5 years	
5.4. Establishment of a Scholarship program for MSc and PhD to attract and incentivize regional young talented students	13,210.04	70,000.00	56,789.96	186,619.80	308,000.00	121,380.20	5 years	
6. Collaborative Activities	2,960.49	130,000.00	127,039.51	27,675.91	485,000.00	457,324.09		
6.1. National capacity building	-	-	-	2,449.52	10,000.00	7,550.48	5 years	
6.2. Professors, researchers and students exchange	-	75,000.00	75,000.00	16,181.37	300,000.00	283,818.63	5 years	
6.3. Internship and field visits	-	15,000.00	15,000.00	312.36	50,000.00	49,687.64	5 years	
6.4. Joint supervision, research and publications	2,960.49	40,000.00	37,039.51	8,732.66	120,000.00	111,267.34	5 years	
6.5. Research engagement (R&D)	-	-	-	-	5,000.00	5,000.00	5 years	
7. Infrastructure Development	6,352.12	430,000.00	428,119.44	81,726.33	2,674,500.00	2,592,773.67		
7.1. Civil works (upgrading and rehabilitation) for the building hosting the Center	543.18	420,000.00	419,456.82	600.77	2,474,500.00	2,473,899.23	5 years	
7.2. Acquisition of transport means, fuel and repairs	4,471.56	-	79,788.18	-	150,000.00	70,211.82	5 years	
7.3. Upgrade the ICT facilities and equipments for remote teaching including a dedicated internet connection	1,337.38	10,000.00	8,662.62	1,337.38	50,000.00	48,662.62	5 years	
8. Management and Governance	16,483.17	148,000.00	131,516.83	271,603.97	595,400.00	323,796.03		
8.1. Recruit staff and faculty	2,471.01	25,000.00	22,528.99	47,480.07	98,400.00	50,919.93	5 years	
8.2. Participation in national, regional, and international coordination and benchmarking activities and events	527.42	70,000.00	69,472.58	92,075.73	290,000.00	197,924.27	5 years	
8.3. Administrative Costs	8,521.88	50,000.00	41,478.12	125,604.40	170,000.00	44,395.60	5 years	
8.4. Periodic performance reviews	-	-	-	233.21	6,000.00	5,766.79	5 years	
8.5. Staff development plan	4,962.86	3,000.00	(1,962.86)	6,210.56	31,000.00	24,789.44	5 years	
9. Monitoring and Evaluation	5,403.71	15,000.00	9,596.29	22,880.78	75,000.00	52,119.22		
9.2. Internal and External Auditing	5,403.71	15,000.00	9,596.29	22,880.78	75,000.00	52,119.22	5 years	
Sub- Total	53,443.64	1,485,000.00	1,406,027.92	1,124,843.84	6,903,900.00	5,779,056.16		
Grand Total Uses of Funds	53,443.64	1,455,000.00	1,406,027.92	1,124,843.84	6,903,900.00	5,779,056.16		

Prepared by:

[Signature] Date: 18/08/2021

Verified by:



Date: / /

Approved by:

[Signature] Eduardo Date: 20/08/2021



Mozambique- Center of Studies in Oil and Gas Engineering and Technology (CS-OGET)- P151847		
	Jan - Jun 2021	Jul - Dec 2020
Elegible Expenditure program (EEP)		
EEP 1: Salaries	14.837.931,51	13.875.276,90
EEP 2: Non Procurable Expenditure as defined in financing Agreement	-	-
Total EEPs	14.837.931,51	13.875.276,90

Prepared by:	Approved by:
	
(Accountant)	(Director)
Date: 18.08.2021	Date: 20.08.2021